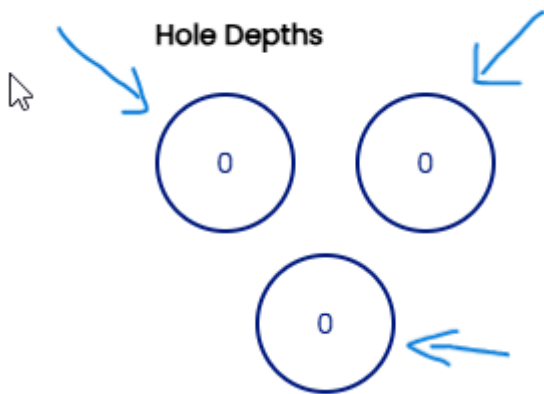


Nouvelle page

In the "Arsenal" section, the "Hole Depth" option is designed to indicate the desired depth of the finger and thumb holes – for example:



SET HOLE DEPTH FOR THUMB HOLE

3

SET HOLE DEPTH FOR RIGHT HOLE

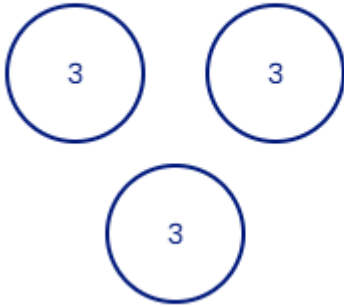
3

SET HOLE DEPTH FOR LEFT HOLE

3



Hole Depths



Once you have entered your desired hole depths and specified your chosen layout based on your PAP , you can visualize it in 3D by clicking on "3D".

This is an example for layout 40 x 4 x 40 based on PAP (4 1/2 X 3/4 UP) in Dual angles :



CÔTÉ
Jean-Pierre

Bowler Data










RIGHT HANDED
TRADITIONAL

PAP: 4 1/2 X 3/4 Up

Rotation 60-90° Tilt 27°
Speed Dominant


Ball Info




Ball Name Cutting Edge Pearl	Serial Number ABC123 
Manufacturer Brunswick 	Weight (Lbs) 15 
Spec Sheet Used 10/23/2023 - Fit february 20... 	Date Drilled 14 Jan  2007  


Layout & Surface

DUAL ANGLE VLS NONE

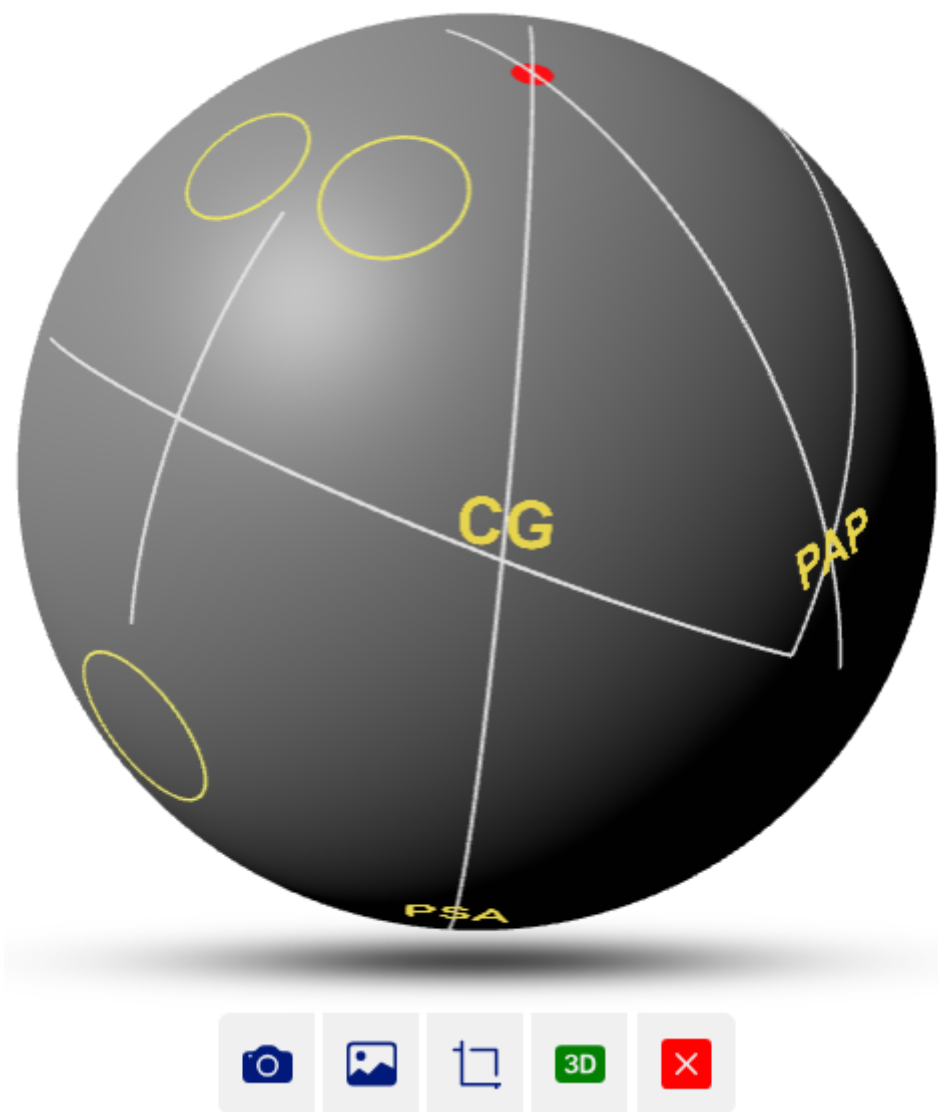
Select layout type

Suggested layout 

Drilling angle 40 	Pin to PAP 4 	VAL angle 40 
---	--	--

Surface
Polished 





You can convert this layout on VLS system for those using this process. Ex:

Layout & Surface

DUAL ANGLE VLS NONE

Select layout type

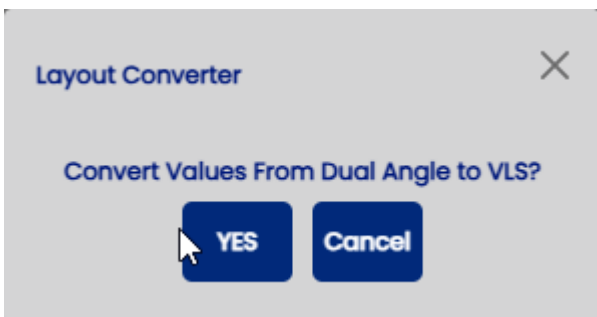
Suggested Layout ▼

Drilling angle
40 ▼

Pin to PAP
4 ▼

VAL angle
40 ▼

Surface
Polished ▼



After clicking YES , the layout is now covered to VLS layout. In this example the Dual Angle based on 4 1/2 x 3/4 Up PAP 40 x 4 x 40 will convert to (4 x 3 7/8 X 2 3/8) on VLS system see this example :

✓

Layout & Surface

DUAL ANGLE **VLS** NONE

Select layout type

Suggested Layout ▼

Pin to PAP
4 ▼

PSA to PAP
3 7/8 ▼

Pin buffer
2 3/8 ▼

Surface
Polished ▼



Jean-Pierre Côté

PAP: 4 1/2 X 3/4 X Up

Rotation : °60-90 Tilt: °9.5 Match

+ Add Ball

Create Job

Print - Delete

Arsenal Plus Scan/Search

Bowlingdatabase.com



Ball Info

Ball Name

Cutting Edge Pearl

Serial Number

ABC123

Manufacturer

Brunswick

Weight (Lbs)

15

Spec Sheet Used

10/23/2023 - Fit february 20...

Date Drilled

14 Jan 2007



Layout & Surface

DUAL
ANGLE

VLS

NONE

Select layout type

Suggested Layout

Pin to PAP

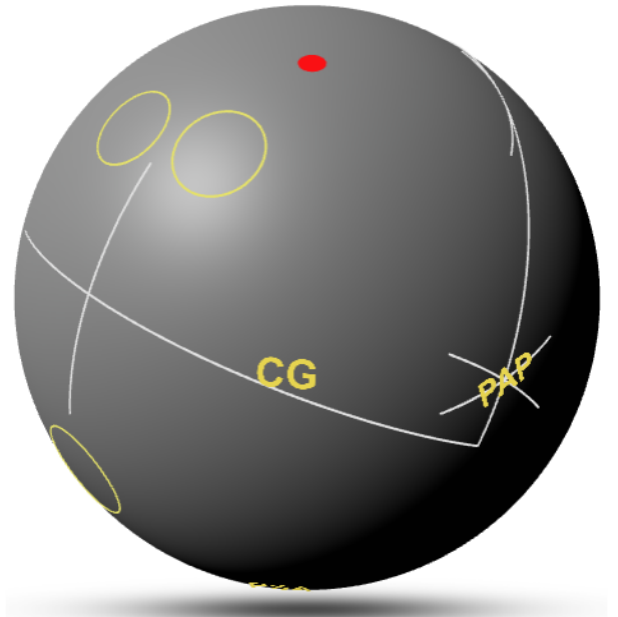
4

PSA to PAP

3 7/8

Pin buffer

2 3/8



Hole Depths

For those who updated to Spectre version 3.223, you'll now get the ball's colour texture, as shown in the image below.

Arsenal Plus – 3D rendering texture

We fixed an issue with the 3d rendering for the Arsenal Plus paid plugin. The texture will now match the photo that is in the thumbnail.



Mark Buffa

PAP: 5 5/8 X 1 1/8 X Up

Rotation : °30-60 Tilt: °10 Speed Dominant

+ Add Ball

Create Job

Print

- Delete Ball

Arsenal Plus Scan/Search

Bowlingdatabase.com



Ball Info

Ball Name

MAXIMUM EFFECT

Serial Number



Manufacturer

HAMMER

Weight (Lbs)

15

Spec Sheet Used

09/15/2022 - Vacu w Jopo *...

Date Drilled

13 Nov 2025



Layout & Surface

DUAL ANGLE

VLS

NONE

Select layout type

Suggested layout

Drilling angle

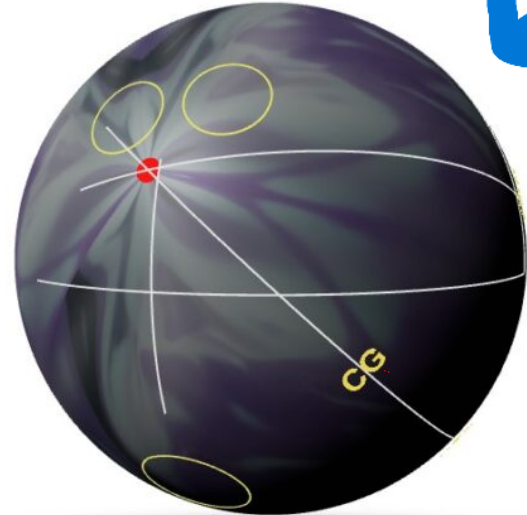
50

Pin to PAP

5 1/2

VAL angle

75



Hole Depths



Revision #8

Created 30 July 2025 12:43:00 by JP Côté

Updated 2 April 2026 19:00:22 by JP Côté