


Type of span

How to identify the type of span .

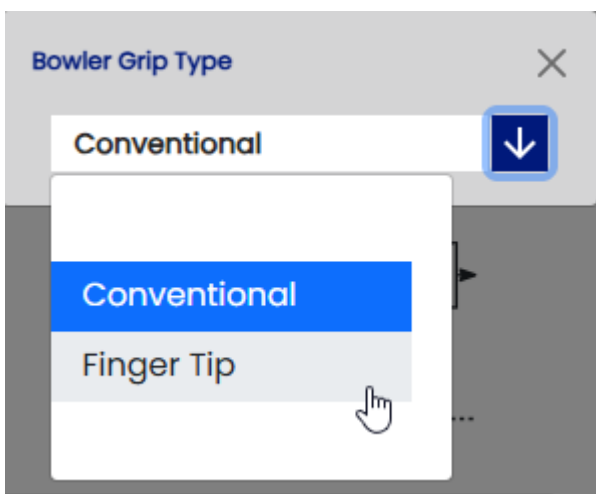
- How to setting your grip span

How to setting your grip span

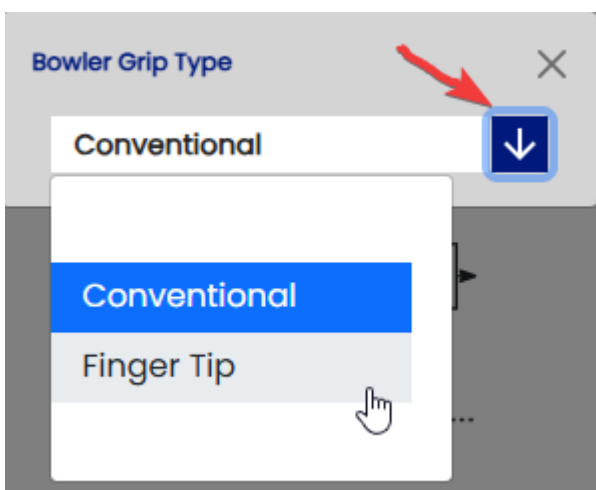
1. You can notice the type of span by click the button (grip type)



2. Then you can select the type of grip



When the selection is made click the arrow button and the sheet is set



Specs



update fit 2025

CR: 05/27/2025 UP: 05/27/2025 @ 9:16 AM



Add



Clone



Print

Bowler Hand **Left Hander**

Grip Type **Conventional**

Round

Oval



Calculate Oval

Hole Type

Starting Bit

Oval Width

Oval Degree

Taper

Oval Cuts

+

Taper

1/2
BACK

1/2
FRONT

1/4
BACK

1/4
FRONT

Arsenal

+ Add Ball

Normal



B

I

U

A

A

A

A

A

A

A

A

A

A

A

I_x



Attachments



Add