


# Suggested layouts ( based on axis rotation )

Here a couples suggestions of layouts based on axis rotation .

For bowlers have ( 0-30 degrees ) axis rotation :

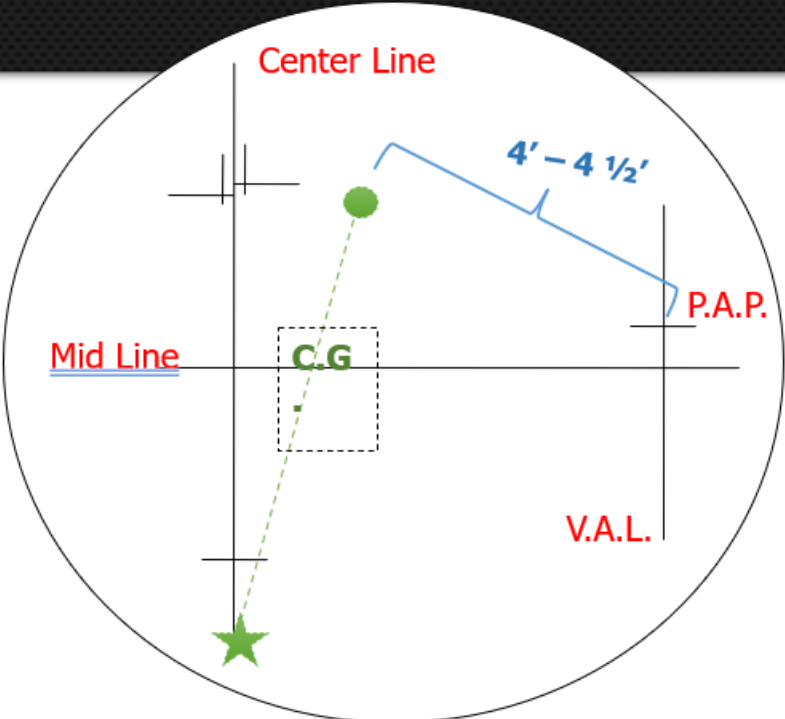
For heavy or long patterns:



INTERNATIONAL BOWLING  
PRO SHOP & INSTRUCTORS  
ASSOCIATION  
IBPSIA

## 0-30 Rotation

- Long Patterns
- Heavy Oil
- 70 x 4 x 40
- +/- 10°
- +/- 1/2"



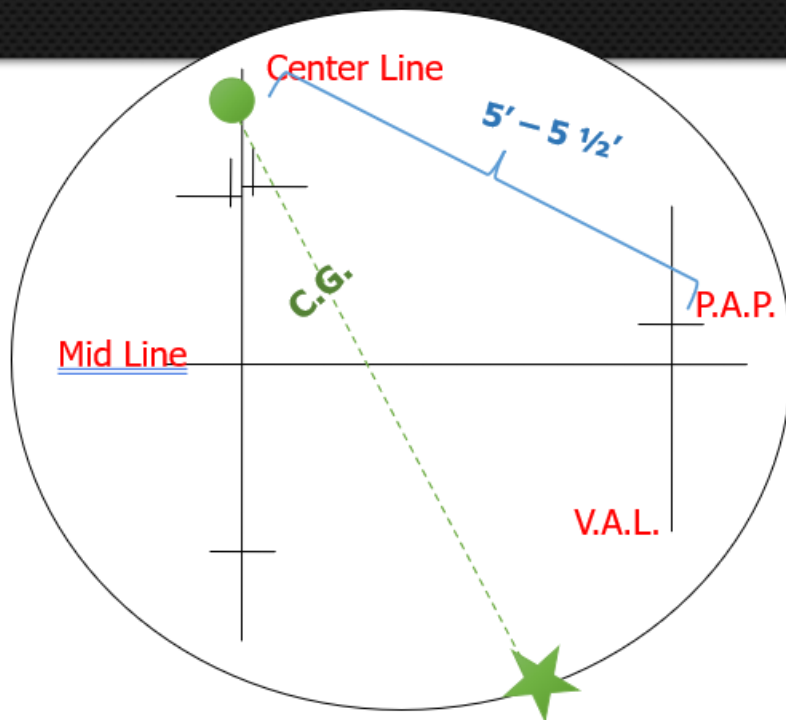
For shorts or driers conditions:

## 0-30 Rotation

- Shorter Patterns
- Drier conditions

• 50 x 5 x 35

- +/- 10°
- +/- 1/2"



For bowlers located between ( 30-60°) axis rotation :

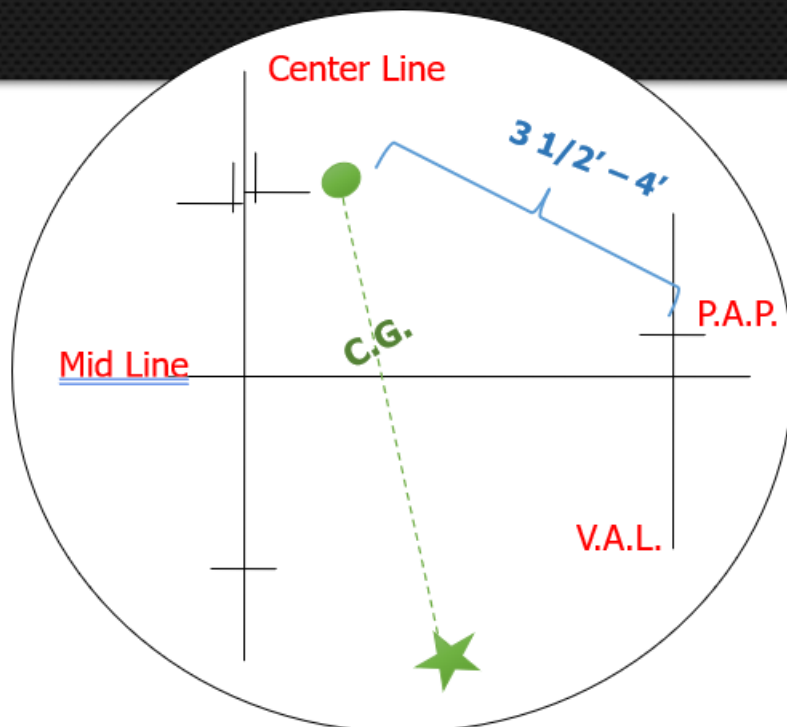
Heavy or long pattern :

## 30-60 Rotation

- Long Patterns
- Heavy Oil

• 50 x 3 1/2 x 40

- +/- 10°
- +/- 1/2"



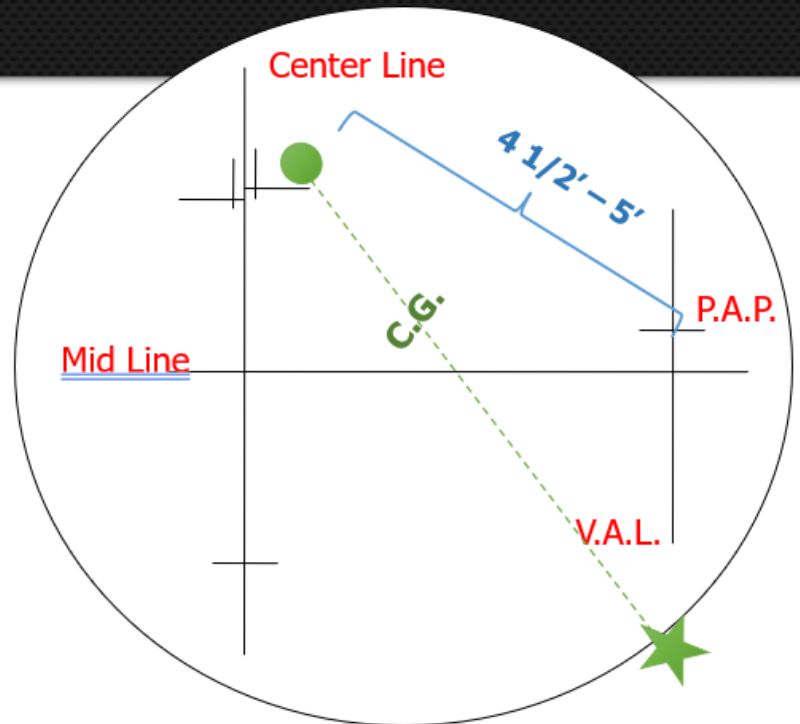
Short or drier conditions :

## 30-60 Rotation

- Shorter Patterns
- Drier conditions

• 30 x 4 ½ x 35

- +/- 10°
- +/- ½"



For bowlers located between ( 60-90°) axis rotation :

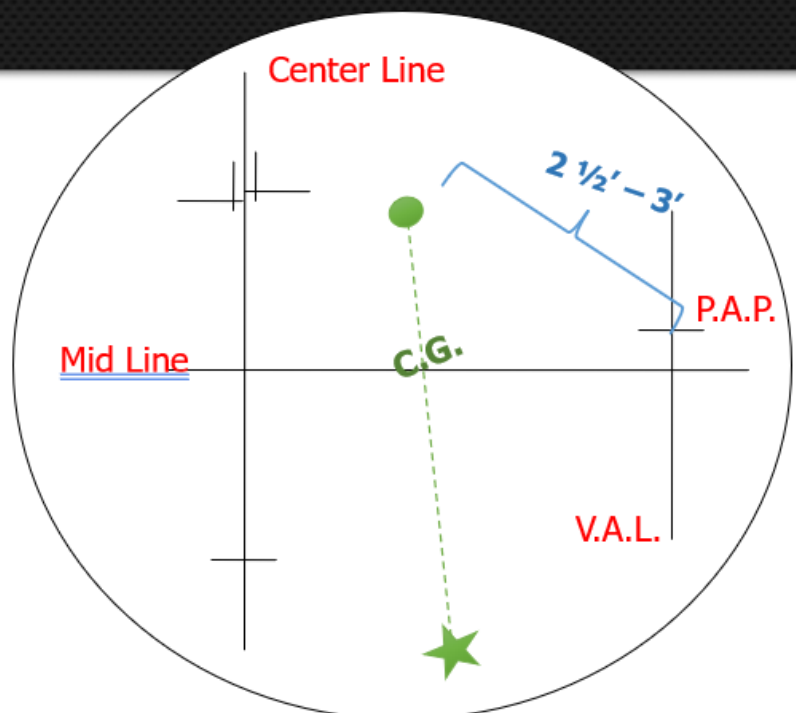
For Heavy or long pattern :

## 60-90 Rotation

- Long Patterns
- Heavy Oil

• 50 x 2 ½ x 45

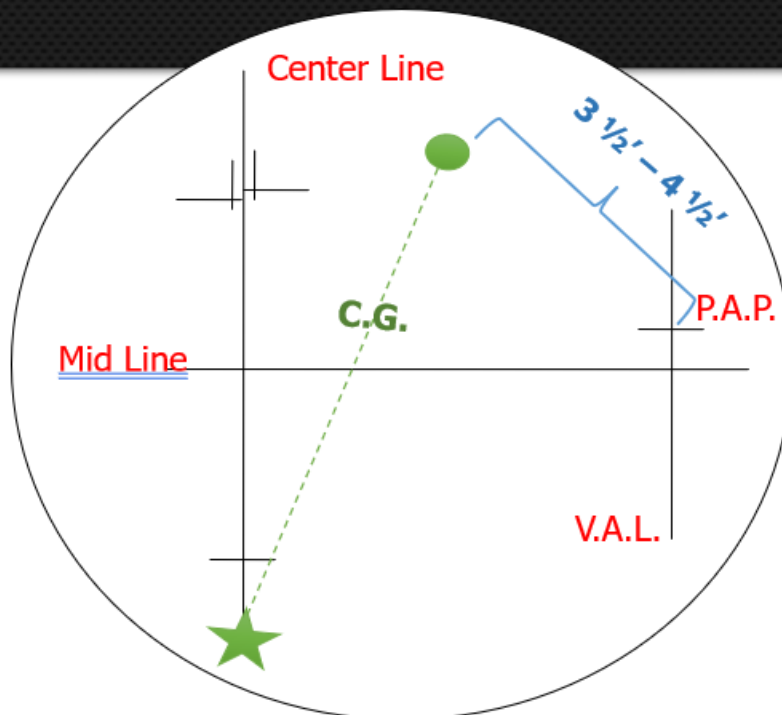
- +/- 10°
- +/- ½"



For short or drier conditions :

## 60-90 Rotation

- Shorter Patterns
- Drier conditions
  
- 70 x 3 ½ x 35
  
- +/- 10°
- +/- 1"



Revision #3

Created 23 October 2025 18:27:40 by JP Côté

Updated 23 October 2025 18:51:19 by JP Côté