

# Bowlers

This book explains all the important features regarding your BOWLERS.

- Creating a new bowler
  - Creating a new bowler

# Creating a new bowler

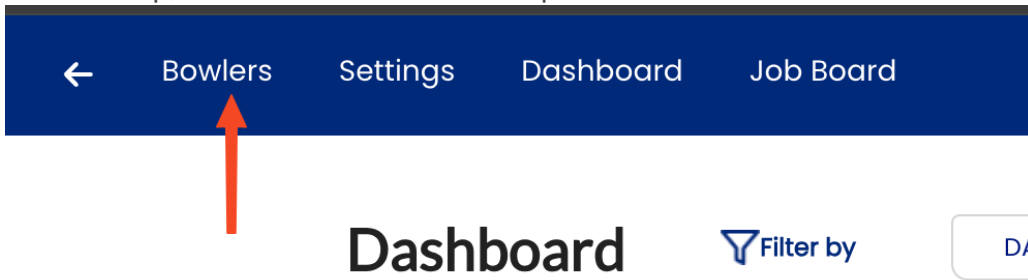
Steps to create a new bowling in your Spectre Cloud account

Creating a new bowler

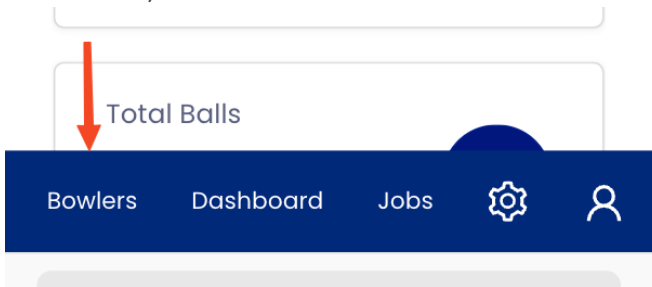
# Creating a new bowler

Follow these steps to create a new bowler profile

1. On Desktop, click **BOWLERS** in the top menu



On Mobile, click the avatar icon on the bottom left of the menu



2. On the top right of your screen, Click **+ Add Bowler**

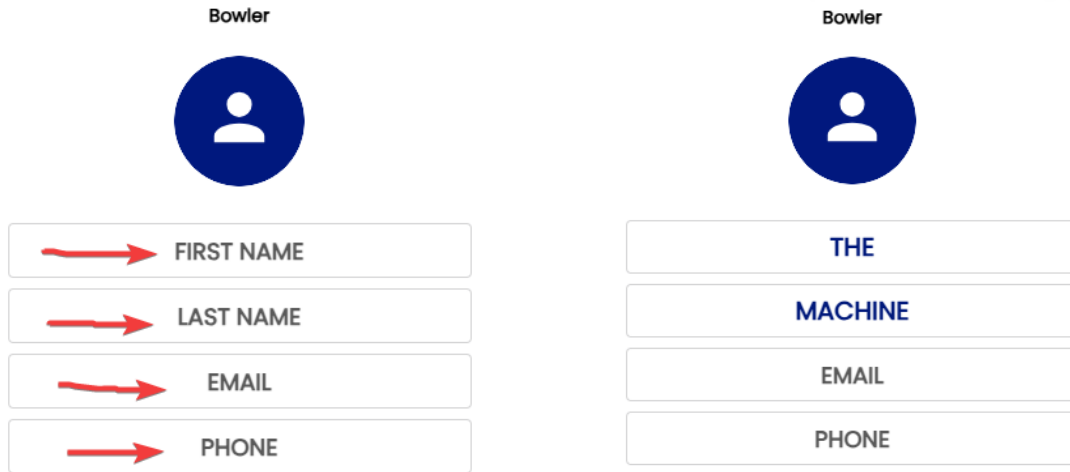
**Bowlers**



ORDER BY  
Last Name ▼

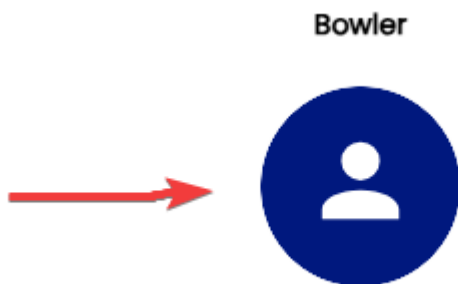
[+ Add Bowler](#)

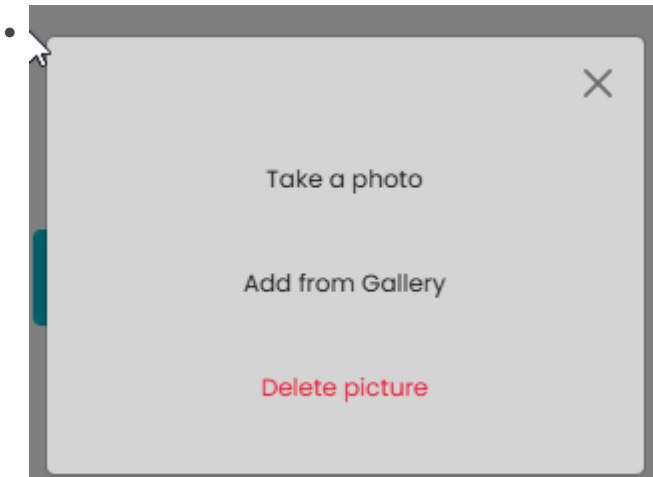
3. Add the bowler's personal information. Keep in mind that many people have the same first and last names. Adding a phone number and email will help differentiate if bowlers have the same name. Phone number, Email and Picture are optional but strongly



4. Add a photo to the bowler profile

- Click the avatar logo





**TAKE A PHOTO** or open the file explorer to **GALLERY**

**Bowler**



• **Handedness**


- When selecting a left handed player, you will notice that the button is red. This is a visual aid for you not to miss that the bowler is left handed.



• **PAP (Positive Axis Point)**

- The PAP is a vital part of the ball drilling process, and also the Spectre process. Without a PAP you will not be able to select a layout style in the Arsenal Section and you not be able to see the Layout Suggestions in Arsenal Plus.

**Bowler**

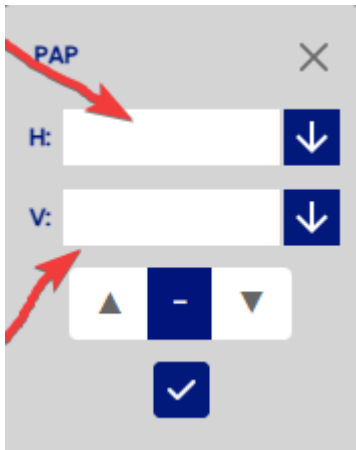


THE			
MACHINE			
EMAIL			
PHONE			
LEFT HANDED	RIGHT HANDED		
TRADITIONAL	TWO-HANDED		
BACKUP	HELICOPTER SPINNER		
FULL ROLLER	THUMBLESS		
<b>PAP: X</b>			
0-30° <small>AXIS ROTATION</small>	30-60° <small>AXIS ROTATION</small>	60-90° <small>AXIS ROTATION</small>	
<small>● AXIS TILT BY TRACK TANGENT</small>			
13.5"	13.25"	13"	<small>LOW</small>
12.75"	12.5"	12"	
11.5"	11"	10.5"	<small>MED</small>
10"	9.5"	9"	


**TILT:**

- **SUGGESTION:**  
SUGGEST LOW RG CORES, SHORT PIN BUFFER/VAL ANGLES. SUGGEST HIGHER DIFF. CORES WHEN NEEDING

- Use arrow to select the distance "H" AND "V" and arrow **UP** or **DOWN** depending then press the **CHECK**.



o Example 4.5 x 0.5 UP



LEFT HANDED	RIGHT HANDED
TRADITIONAL	TWO-HANDED
BACKUP	HELICOPTER SPINNER
FULL ROLLER	THUMBLESS
<b>PAP: 4 1/2 X 1/2 ▲</b>	

• **AXIS ROTATION**

LEFT HANDED	RIGHT HANDED
TRADITIONAL	TWO-HANDED
BACKUP	HELICOPTER SPINNER
FULL ROLLER	THUMBLESS
<b>PAP: 4 1/2 X 1/2 ▲</b>	
0-30° AXIS ROTATION	<b>30-60° AXIS ROTATION</b>
60-90° AXIS ROTATION	

• **AXIS TILT**

LEFT HANDED	RIGHT HANDED
TRADITIONAL	TWO-HANDED
BACKUP	HELICOPTER SPINNER
FULL ROLLER	THUMBLESS

**PAP: 4 1/2 X 1/2 ▲**

0-30° AXIS ROTATION	30-60° AXIS ROTATION	60-90° AXIS ROTATION
------------------------	-------------------------	-------------------------

• **AXIS TILT BY TRACK TANGENT**

13.5°	13.25°	13°	LOW
12.75°	12.5°	12°	
11.5°	11	10.5°	MED
10°	9.5°	9°	HIGH
8.5°	8°	7.5°	

**TILT:**  
7°

**SUGGESTION:**  
WILL PREFER SYMMETRICAL CORES.  
USE MEDIUM TO HIGH RG CORES.

• **REV RATE & SPEED DOMINANCE**

11.5°	11	10.5°	MED
10°	9.5°	9°	HIGH
8.5°	8°	7.5°	

**SUGGESTION:**  
WILL PREFER SYMMETRICAL CORES.  
USE MEDIUM TO HIGH RG CORES.

SLOW SPEED	AVERAGE SPEED	FAST SPEED
LOW REV RATE	AVERAGE REV RATE	HIGH REV RATE

□ **Creating Your Profile in Spectre 3.180 - Quick Guide**

- Click on "Add Bowler" the Enter your First and Last name then press "Save"
-

## Edit Profile



Photo



First Name\*

The

Last Name\*

Machine

Phone

Email

Save



Bowler



**MACHINE**

The

- Information such as "PAP," "tilt," and "rotation" is located in the "Bowler Data" section. Click on "Bowler Data" to access it.

**Bowler Data**  

**RIGHT HANDED**  
**TRADITIONAL**  
**PAP: X**  
 Rotation °      Tilt °  
 Match

**Bowler Data** ✕

LEFT HANDED	RIGHT HANDED
TRADITIONAL	TWO-HANDED
BACKUP	HELICOPTER SPINNER
FULL ROLLER	THUMBLESS

**PAP: X**

0-30° <small>AXIS ROTATION</small>	30-60° <small>AXIS ROTATION</small>	60-90° <small>AXIS ROTATION</small>
---------------------------------------	--	--

**AXIS TILT BY TRACK TANGENT**

13.5°	13.25°	13°	LOW	<p><b>TILT:</b> °</p> <p><b>SUGGESTION:</b>            SUGGEST LOW RG CORES, SHORT PIN            BUFFER/VAL ANGLES. SUGGEST HIGHER DIFF.            CORES WHEN NEEDING MORE HOOK. WILL PREFER            MORE SURFACE.</p>
12.75°	12.5°	12°		
11.5°	11°	10.5°	MED	
8.5°	8°	7.5°	HIGH	

SLOW <small>SPEED</small>	AVERAGE <small>SPEED</small>	FAST <small>SPEED</small>
LOW <small>REV RATE</small>	AVERAGE <small>REV RATE</small>	HIGH <small>REV RATE</small>

# Bowler Data



LEFT HANDED	RIGHT HANDED
TRADITIONAL	TWO-HANDED
BACKUP	HELICOPTER SPINNER
FULL ROLLER	THUMBLESS

**PAP: 4 X 5/8 ▲**

0-30° AXIS ROTATION	30-60° AXIS ROTATION	60-90° AXIS ROTATION
------------------------	-------------------------	-------------------------

AXIS TILT BY TRACK TANGENT

13.5°	13.25°	13°	LOW	<p><b>TILT:</b> 10°</p> <p><b>SUGGESTION:</b> WILL PREFER SYMMETRICAL CORES. USE MEDIUM TO HIGH RG CORES.</p>
12.75°	12.5°	12°		
11.5°	11°	10.5°	MED	
10°	9.5°	9°	HIGH	
8.5°	8°	7.5°		

SLOW SPEED	AVERAGE SPEED	FAST SPEED
LOW REV RATE	AVERAGE REV RATE	HIGH REV RATE



MACHINE

The

RIGHT HANDED

TRADITIONAL


PAP: 4 X 5/8 Up

Rotation 30-60° Tilt 10°  
Match

- For users who have updated to version 3.223 of Spectre, small changes have been added to the player details, such as address, postal code, city, and country. Here is an example:


**Edit Profile**


**Photo**



First Name*	Jean-Pierre	Last Name*	Côté	Phone	5143767905
Address	6520 Magloire	City	Montreal	State/Province	Quebec
Postal Code	H1P 1N8	Country	Canada		
Language	French	Email	jp@buffabowling.com		

Consent Saved Signature



Sign 

**Save**

By signing this box, I agree to allow the pro shop to store my personal information on their devices, software and on the Spectre servers